

**Wittmann**

Superior Technology

## **FEEDMAX Vacuum Loaders A 200, 300 and 400**



**Designed for all applications**  
of central vacuum loading.

**Various configurations**  
for low, medium and high throughputs.

**Rugged and well proven design**  
in stainless steel for superior wear resistance.  
Different sizes of suction tubes available.

**Modular components**  
facilitate easy clean out and simple customization.


**Pneumatic actuated discharge**  
shut-off valve for high functional reliability.

## Optimum Material Handling


- Low maintenance design for simple, reliable operation.
- Modular components facilitate easy clean out and simple customisation.
- Level priority loading (eliminates programming of loading timers).
- Air supply to material discharge valve provided by integrated assembly eliminating additional tubing and fittings.
- Advanced fastener-free assembly technology .

## Advantages of FEEDMAX Vacuum Loaders





Detachable lightweight aluminium lid provides fast, easy access and toolless removal.



Integral pneumatic vacuum control valve reduces overall loader height.




Removable, rugged stainless steel basket screen allows for easy cleaning.

Pneumatic material discharge shut-off valve assembly with integral air supply.

Stainless steel disk and machined aluminium material inlet provide positive shut-off. Smooth interior surfaces prevent material hang-up.

Interchangeable machined, solid aluminium reducers for all standard suction line sizes simplify installation.

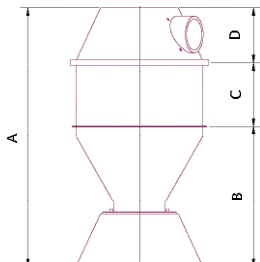
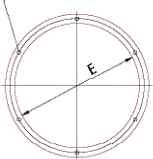


## FEEDMAX Vacuum Loaders

Feedmax Model	A [mm]	B [mm]	C [mm]	D [mm]	Capacity [l]	E [mm]	F [mm]
204	500	250	150	100	4	195	220
206	570	250	220	100	6	195	220
308	600	325	150	125	8	295	340
312	670	325	220	125	12	295	340
318	750	325	300	125	18	295	340
324	850	325	400	125	24	295	340
330	950	325	500	125	30	295	340
440	860	415	300	145	40	395	436
460	1010	415	450	145	60	395	436
480	1160	415	600	145	80	395	436


## A 200, 300 and 400 Series

Ø 10 (6 x 60°)  
Holes with F between  
center diameters



## FEEDMAX Options

- Loading capacities from 4 l to 80 l.
- Dedicated material line loading.
- Common material loading.
- Proportional material loading.
- High heat construction for dryer hopper mounting.
- High wear package available for highly abrasive applications.



Optional dual material proportional loading.



*Superior Quality and Support :*

**Wittmann** - *your trusted partner*



**WITTMANN Vienna, Austria**  
Headquarters

**WITTMANN Germany**  
**WITTMANN Hungary**  
**WITTMANN Czech Republic**  
**WITTMANN Switzerland**  
**WITTMANN UK**  
**WITTMANN Denmark**  
**WITTMANN France**  
**WITTMANN Spain**  
**WITTMANN USA**  
**WITTMANN Canada**  
**WITTMANN Mexico**  
**WITTMANN Brazil**  
**WITTMANN Taiwan**  
**WITTMANN Singapore**  
**WITTMANN Malaysia**  
**WITTMANN Thailand**  
**WITTMANN China**  
**WITTMANN Australia**

**Wittmann**

Superior Technology

**WITTMANN**  
**KUNSTSTOFFGERÄTE GMBH**  
A-1220 Wien  
Lichtblaustraße 10  
Tel.: +43-1 250 39-0  
Fax: +43-1 259 71 70  
info@wittmann-robot.at  
www.wittmann-robot.com

**WITTMANN UK LTD.**  
Sanders Road, Finedon Road  
Industrial Estate Wellingborough  
GB-NN8 4 NL Northants  
Tel.: +44-19 3327 5777  
Fax: +44-19 3327 0590  
info@wittmann.co.uk  
www.wittmann-robot.uk

**WITTMANN ROBOT & AUTOMATION**  
**SYSTEMS (SHANGHAI) COMPANY LTD.**  
Room 2002, Long Yu Mansion,  
No. 1036, South Pudong Road,  
Shanghai 200120  
Tel.: +86 (0) 21 5888 1221  
Fax: +86 (0)21 5888 1223  
info@wittmann-robot-china.com